


Quick Start Guide

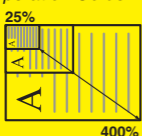
A brief introduction to
product features,
including tips on
operation.



Advanced Functions

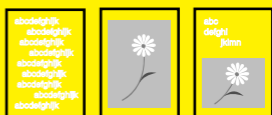
1 Zoom Mode

Enlarging/reducing copies to a desired size between 25% to 400%.
See *Chapter 4* of the *Operation Guide*.



2 Copy Mode selection

Making clear reproductions of photographs.
See *Chapter 4* of the *Operation Guide*.



3 EcoPrint Mode

Saving on toner use.
See *Chapter 4 and 6* of the *Operation Guide*.



4 Combine Mode

Making one copy from either two or four originals.
See *Chapter 4* of the *Operation Guide*.



5 Collate Mode

Collating automatically.
See *Chapter 4* of the *Operation Guide*.



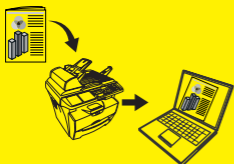
6 Language Selection Function

Changing the language used in the message display.
See *Chapter 8* of the *Operation Guide*.



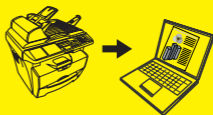
7 Full-color Scan

Making full-color scans.
See *Chapter 5* of the *Operation Guide*.



8 TWAIN

Loading an image from TWAIN.
See *Chapter 5* of the *Operation Guide*.



9 Fax Function

Sending/receiving fax.
See *Facsimile Operation Guide*.

