

Kyocera Cloud Print and Scan Software Information

+	+	+	+	+	+	+	+	+	+	+	+	+	+	+	+
+	+	+	+	+	+	+	+	+	+	+	+	+	+	+	+
+	+	+	+	+	+	+	+	+	+	+	+	+	+	+	+
+	+	+	+	+	+	+	+	+	+	+	+	+	+	+	+
+	+	+	+	+	+	+	+	+	+	+	+	+	+	+	+
+	+	+	+	+	+	+	+	+	+	+	+	+	+	+	+
+	+	+	+	+	+	+	+	+	+	+	+	+	+	+	+
+	+	+	+	+	+	+	+	+	+	+	+	+	+	+	+
+	+	+	+	+	+	+	+	+	+	+	+	+	+	+	+
+	+	+	+	+	+	+	+	+	+	+	+	+	+	+	+
+	+	+	+	+	+	+	+	+	+	+	+	+	+	+	+
+	+	+	+	+	+	+	+	+	+	+	+	+	+	+	+
+	+	+	+	+	+	+	+	+	+	+	+	+	+	+	+
+	+	+	+	+	+	+	+	+	+	+	+	+	+	+	+
+	+	+	+	+	+	+	+	+	+	+	+	+	+	+	+
+	+	+	+	+	+	+	+	+	+	+	+	+	+	+	+

Revision history

Release Date	Revision	Chapter	Details
Apr 19, 2021	1.0	-	First release
May 21, 2021		5.1 2.1.2 7.2	- Updated supported browser - Added printable file format from third-party cloud storage - Updated supported models
Jun 30, 2021	1.0.1	2 7 8.2	- Added new chapter for new features of v1.0.1 - Updated entire license description - Updated supported models
Jul 30, 2021	-	- 1.3 6.2	- Added target reader - Described additional explanation for HyPAS App - Added software composition
Aug 23, 2021	1.1	1 3 7.1 9.1 9.2	- Added introduction - Added new features of v1.1 - Added new supported browser - Added new supported languages - Added new supported model
Jan 14, 2022	1.2	1.4 2.3 3 4 4.7 4.4, 4.5, 4.8 6.4	- Added trademark description - Updated system overview conceptual diagram - Added new features in v1.2 - Updated chapters to feature descriptions - Added detail spec when using OneDrive. - Updated HyPAS application screenshots - Relocated organization tree description
May 27, 2022	1.3	3 Througho ut 4,5,6 9.1 9.2 Througho ut 2-9	- Added new features in v1.3 - Replaced with screenshots from v1.3 - Added new supported language - Added new supported models - Unified terminology JCS, desktop application -> Desktop client
Aug 01, 2022	1.3.2	1.4 1.5 3 9.1 9.2	- Added new trademarks - Added important notice - Added new features in v1.3.2 - Added new supported language - Added new supported models
Sep 15, 2022	1.3.2	1.4 3.3	- Update trademarks - Added the explanation for non-extension authentication HyPAS application

Oct 28, 2022	1.3.4	3 4 5 7.1 8.1 10.2	- Added new features in v1.3.4 - Updated screenshots for HyPAS App - Added explanation for KCPS HyPAS app - Updated the explanation for updating contract - Updated system requirements - Added new supported models
Dec 20, 2022	1.3.5	3 5.1	- Added new features in v1.3.5 - Added explanation for Report to comparison table
Feb 24, 2023	1.4.0	3 8.1	- Added new features in v1.4.0 - Updated the explanation for Supported OS
May 25, 2023	1.5.0	2.2 3 4 8.1 8.2 9	- Added following customer "Customers with many locations or a large number of print servers to manage" - Added new features in v1.5.0 - Added some explanation and updated screenshots - Deleted Win8.1 support - Updated version number - Added explanation for volume license
Aug 2, 2023	1.5.0	11.2	- Corrected support models (Deleted Polaris Next HyPAS)
Sep 15, 2023	1.6.0	4, 5, 6, 7 3 5.1 5.4 6.3 7.2 7.3	- Deleted chapters describing existing features and old license - Added new features in v1.6.0 - Added Chrome Extension topics - Added description for KYOCERA Mobile Print - Improved some of the description for clarification - Added new support models - Added Fax forwarding support models
Oct 3, 2023	1.6.0	3.3	- Added note and restriction for using Chromebook
Nov 2, 2023	1.7.0	3 7.1 7.2	- Added new features in v1.7.0 - Added new support languages - Added new support models
Jan 19, 2024	1.8.0	2 3 6.4 7.2.1	- Added Chrome extension - Added new features in v1.8.0 - Added Trial period - Added new support models

Contents

1. Introduction	6
1.1. About this document	6
1.2. Abbreviation	6
1.3. Regarding trademarks	6
1.4. Important notice	6
2. Kyocera Cloud Print and Scan System Overview	6
2.1. What is Kyocera Cloud Print and Scan?	6
2.2. Target customers	7
2.3. System overview	7
3. Kyocera Cloud Print and Scan 1.8.0 New Features	9
3.1. Print Quota enhancement	9
3.1.1. Duration	9
3.1.2. One-time boost settings	10
3.1.3. Individual quota	10
3.1.4. Combination of group and individual quotas	11
3.1.5. Email notification	12
3.2. New user role	12
3.3. Sorry Page	12
3.4. Name change from Azure AD to Microsoft Entra ID	13
3.5. New OS support	13
3.6. Improved UI to prevent incorrect entry of license number	13
4. KCPS Main Features	13
5. Specifications	14
5.1. KCPS system requirements	14
5.2. Software composition	14
5.3. Supported KX Driver versions	14
5.4. Supported KYOCERA Mobile Print versions	15
6. License	16
6.1. License items for Kyocera branded items	16
6.2. License simulation	16
6.3. Trial period	16
6.4. Notes	16
7. Appendix	17
7.1. Supported languages	17
7.2. Supported models	18

7.2.1. HyPAS application support models	18
7.2.2. Models not supporting HyPAS application	20
7.3. Fax forwarding support models	20
8. Contact Information	21

1. Introduction

1.1. About this document

This document is confidential. For internal use only.

This document describes Kyocera Cloud Print and Scan (KCPS) version 1.8.0.

1.2. Abbreviation

- KCPS is the abbreviation for Kyocera Cloud Print and Scan.

1.3. Regarding trademarks

Box® and Box Enterprise® are registered trademarks of Box, Inc. and/or its affiliates.

Android®, Google Chrome®, Chromebook®, Google Drive™ and Google Workspace® are trademarks of Google LLC.

Macintosh®, Safari®, macOS®, and iOS® are trademarks of Apple Inc., registered in the U.S. and other countries and regions.

Microsoft®, Windows®, Microsoft Edge®, Active Directory®, Microsoft Entra ID®, Microsoft Word, OneDrive®, OneDrive for Business®, SharePoint® and SharePoint Online® are registered trademarks of Microsoft Corporation in the U.S and/or other countries.

All other brand and product names herein are registered trademarks or trademarks of their respective companies.

1.4. Important notice

In the environment where multiple users share a single PC, there was timing when others can see, print or delete your print job while your desktop client is old version (v1.3.1 or lower).

It is highly recommended that you update to version 1.3.2 or later, which fixes the issue.

※KCPS desktop client does not support server OS, virtual desktop environments such as Citrix, and using KCPS desktop client as shared printer drivers is not supported.

2. Kyocera Cloud Print and Scan System Overview

2.1. What is Kyocera Cloud Print and Scan?

Offices are becoming increasingly decentralized due to recent changes in social conditions. There is a growing need to deploy a solution for managing printing costs in distributed small offices and to manage and operate this solution at a lower cost.

KCPS tracks the number of pages that users can print and reduces the cost of extra printing by setting an upper limit. The printing environment is easily constructed with the use of the cloud, while low-cost operation is achieved by centralized management. Employees do not need to carry around printed materials and print data, which also prevents security risks.

KCPS supports the printing and scanning needs of various working conditions, by connecting to offices, satellite offices, home offices and cloud services.

2.2. Target customers

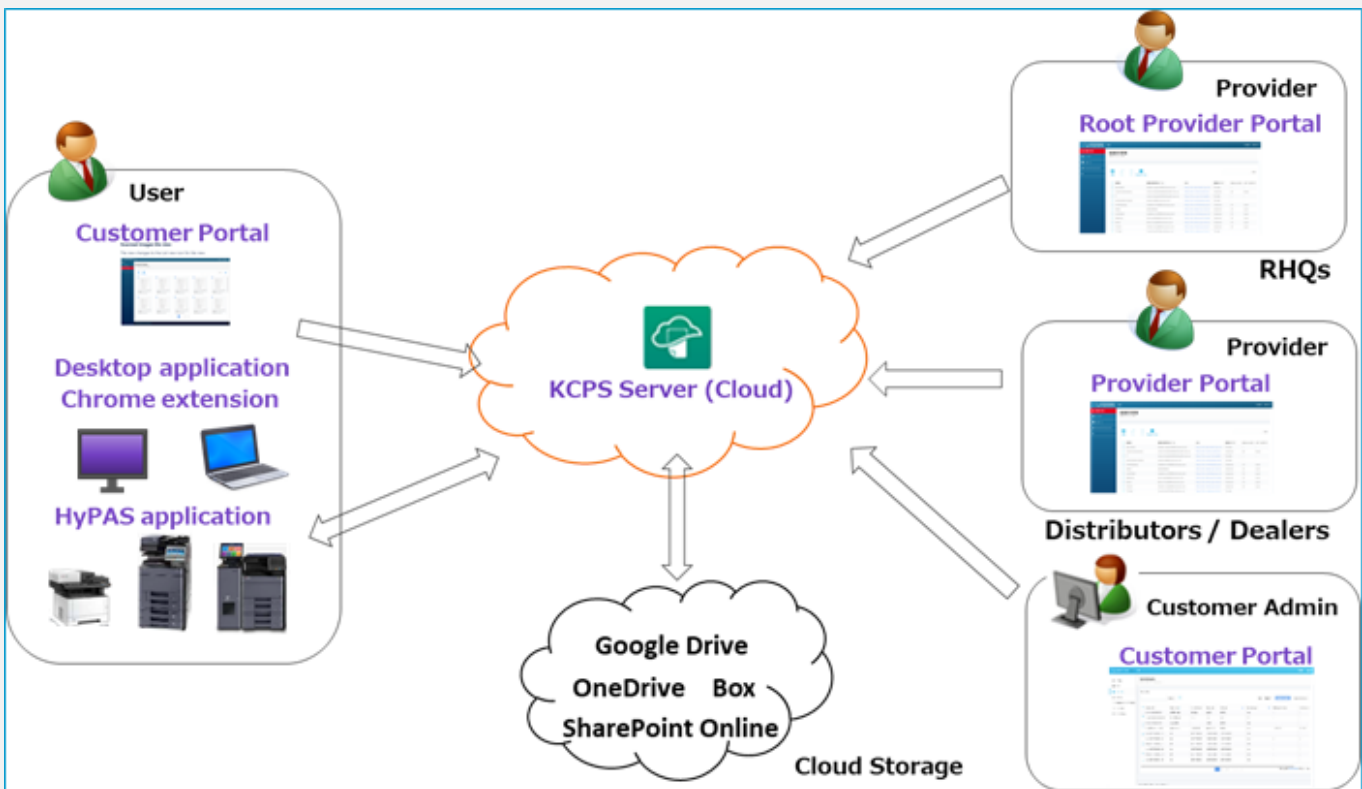
KCPS targets the following customers, regardless of company size:

- Customers who need a simplified output management solution
- Customers who manage documents in the cloud
- Customers who do not want to spend additional costs on print management
- Customers with many locations or a large number of print servers to manage

2.3. System overview

This chapter describes the main components of KCPS.

KCPS server provides cloud printing, cloud scanning, and print cost control. KCPS server is located in the cloud.



- **Root provider portal:** The root provider (RHQ) can access the **root provider portal** using a web browser. With this portal, RHQs can manage the URL links of the End User License Agreement (EULA), Privacy Statement, and the KCPS Desktop client package for their region. This portal also has an organization tree for RHQs to view the hierarchy of all the organizations in their region.
- **Provider portal:** The provider (RHQ, SC, Dealer) can access the **provider portal** using a web browser. They can add, edit, or delete organizations for child providers or for their customers.
- **Customer portal:** The customer admin or customer user can access the **customer portal** using a web browser. The customer admin can add user accounts for their own organization and configure settings related to print limit and print policy. Customer users can check their print job status and download scanned documents.

- **Desktop client:** The Desktop client connects to the KCPS server. Customers can upload their print jobs. Depending on the spooling configuration (cloud spool or local spool), the print jobs are either stored in the desktop or stored in the KCPS server.
For non-HyPAS models, Desktop Client provides direct printing, print quota, and the print usage reports.
- **Chrome extension:** The Chrome extension is provided specifically for Chromebook users to be able to upload their print jobs to KCPS Server from any of their applications on the Chromebook that supports the print function. The Chrome extension is published on and available to be downloaded from the Chrome Web Store.
- **HyPAS application (MFP client):** The HyPAS application must be installed for MFP to be used with KCPS systems. The HyPAS application connects to the KCPS server. Customers can release their print jobs that they uploaded using the KCPS HyPAS application. Customers can also scan their documents using this application.
- **Cloud Storage:** As third-party cloud storage, KCPS supports integrations with Google Drive, OneDrive, Box and SharePoint Online. By linking your cloud storage account with your KCPS account, you can print from and send scanned data to your cloud storage.

3. Kyocera Cloud Print and Scan 1.8.0 New Features

3.1. Print Quota enhancement

The quota feature requires flexibility because the requirements vary depending on the environment in which it is used.

Therefore, the print quota functionality has been extended to achieve the level of functionality required by the market. Refer to the explanation below for the added functions.

Edit group

Group name

Print quota

Recurring settings

Maximum total printed pages
 pages

Maximum color printed pages
 pages

Duration

Monthly
 Yearly
 Custom range
 No end date

Month: Day:

One-time boost settings

Additional total printed pages
 pages

Additional color printed pages
 pages

This one-time boost is only for the current recurrence period.

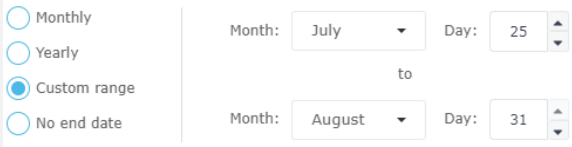
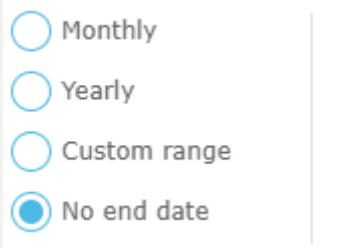
Print policy

Black and white printing only

Force duplex

3.1.1. Duration

Duration	Sample	Description
Monthly	<input checked="" type="radio"/> Monthly <input type="radio"/> Yearly <input type="radio"/> Custom range <input type="radio"/> No end date Day of every month: <input type="text" value="15"/>	The number of printable pages is reset at the end of the 14th of each month.
Yearly	<input type="radio"/> Monthly <input checked="" type="radio"/> Yearly <input type="radio"/> Custom range <input type="radio"/> No end date Month: <input type="text" value="April"/> Day: <input type="text" value="1"/>	The number of printable pages reset at the end of March 31 each year.
Custom range		The quota feature is enabled within the specified range of time periods. You cannot print during an

		<p>unspecified period.</p> <p>The following year, at the specified time period, the number of printable pages is reset and the quota feature is enabled.</p>
<p>No end date</p>		<p>The number of printable pages is not reset.</p>

3.1.2. One-time boost settings

One-time boost settings

Additional total printed pages

▲▼ pages

Additional color printed pages

▲▼ pages

This one-time boost is only for the current recurrence period.

Boosts the number of pages that can be printed for the current period only. This feature is disabled at the end of the current period.

3.1.3. Individual quota

Quotas can be set on a per-user basis. The setting items and behavior are the same as for group quota settings.

Print quota

Recurring settings

Individual quota

Maximum total printed pages
 pages

Maximum color printed pages
 pages

Duration

Monthly
 Yearly
 Custom range
 No end date

Day of every month: pages

One-time boost settings

Additional total printed pages
 pages

Additional color printed pages
 pages

This one-time boost is only for the current recurrence period.

3.1.4. Combination of group and individual quotas

You can use both group and individual quotas.

The duration is inherited from the group quota's setting. The maximum number of printed pages set in the recurring setting is the greater of the group and individual values. The one-time boost applies the sum of the values set in both the group and individual settings.

Print quota

Recurring settings

Group quota

Maximum total printed pages
 pages

Maximum color printed pages
 pages

Recurrence period
 Monthly

Next periodical reset
 Every 1 of the month

Individual quota

Maximum total printed pages
 pages

Maximum color printed pages
 pages

One-time boost settings

Additional total printed pages
 pages

Additional color printed pages
 pages

This one-time boost is only for the current recurrence period.

3.1.5. Email notification

When quota usage reaches 70%, 80%, or 90% of the set value, an Email will be sent to the user informing them of the amount remaining.

When the quota usage reaches 100% of the set amount, an Email will be sent to the user informing them that their quota has reached its maximum.

You cannot stop the delivery of this email notification.

3.2. New user role



A new print manager role has been added. Users with Print manager privileges can change quota settings for users and groups in your organization. The addition of this new role gives you more flexibility in granting privileges. By delegating quota authority, organizational representatives and administrators can reduce their workload.

Permissions				
Customer portal	Org rep	Admin	Print mgr	User
Organization profile	✓	✓	✗	✗
User profile	✓	✓	✓	✓
Users	✓	✓	Ltd access	✗
Devices	✓	✓	✗	✗
Reports	✓	✓	✗	✗
Jobs	✓	✓	✓	✓
Scanned documents	✓	✓	✓	✓
Applications	✓	✓	✓	✓

3.3. Sorry Page

A Sorry Page is now supported to notify users when KCPS is unavailable. 2 types of screens are available: one is displayed during a planned service outage, and the other is displayed during an unexpected service outage. This page supports 3 languages: Japanese, English, and German.

Users can find out that the service is out of service and the reason for the outage through this page.

During planned service outage	During unexpected service outage
<p>Temporarily unavailable due to system maintenance.</p>  <p>We are temporarily unavailable due to system maintenance and will be back shortly. We apologize for any inconvenience. Thank you for your patience.</p>	<p>Temporarily unavailable.</p>  <p>We apologize for any inconvenience. Thank you for your patience.</p>

3.4. Name change from Azure AD to Microsoft Entra ID

Microsoft has renamed Azure Active Directory (Azure AD) to Microsoft Entra ID. The name on the KCPS UI has been changed to reflect this update.

3.5. New OS support

Newly supports macOS14 (Sonoma).

3.6. Improved UI to prevent incorrect entry of license number

The previous string "Number of licenses" was misleading and has been changed to "Number of devices" in the UI.

The screenshot shows a user interface for managing licenses. It includes a dropdown menu for 'Customer Business Type' set to 'Manufacturing industries'. Below this is a 'Licenses' section with 'Total licenses: 1' and an 'Add' button. A table lists the license details:

#	Number of devices	Interval (months)	Start	Expiration	
01	1	12	2023/12/01	2024/12/01	

4. KCPS Main Features

Please refer to the manuals for KCPS main features.

Past software information are uploaded to Frontify.

5. Specifications

5.1. KCPS system requirements

Web UI (Provider portal/ Customer portal)	<ul style="list-style-type: none"> Supported Browser <ul style="list-style-type: none"> Chrome latest version Edge (based on Chromium) Latest version Safari latest version
Desktop client	<ul style="list-style-type: none"> Supported OS <ul style="list-style-type: none"> Windows 10, 11 macOS 10.15, 11, 12, 13, 14 <p>Any operating system that has reached EOL (End of Life) is not supported.</p> Hardware requirements <ul style="list-style-type: none"> Intel Pentium 4 processor or later (SSE2 capable) RAM: OS minimum/recommended Hard disk space: 600 MB
Chrome Extension	<ul style="list-style-type: none"> Supported environment <ul style="list-style-type: none"> Only Chromebook ChromeOS: Latest version (Tested in 116.0.5845.120)
Required port	<ul style="list-style-type: none"> See Security White Paper

5.2. Software composition

Software	File name	Description
HyPAS application (Extension)	CloudPrintAndScan_1.7.0.xxxx.pkg (x: number)	The HyPAS application to install on the MFP. It is available as an official release from the KDC.
HyPAS application (Non-extension)	CloudPrintAndScanLimited_1.7.0.xxxx.pkg (x: number)	The HyPAS application to install on the MFP. It is available as an official release from the KDC.
Desktop client	cloudprintscan_1.8.xxxx.x.exe (x: number)	Desktop client for Windows. It is available from a download link on the portal site or as an official release from the KDC.
	cloudprintscan_1.8.xxxx.x.pkg (x: number)	Desktop client for Mac. It is available from a download link on the portal site or as an official release from the KDC.

5.3. Supported KX Driver versions

Supported KX Driver Versions: Latest version (8.2 or later)

Supported PDL: PCL-XL

The operation of KXv4 driver and KX driver for Universal Printing is not guaranteed.

5.4. Supported KYOCERA Mobile Print versions

KYOCERA Mobile Print supports the feature to log in to KCPS and upload jobs from v3.2.

Microsoft Entra ID authentication (formerly Azure AD authentication) for KCPS has been supported from v3.4.

6. License

Users may purchase a license for each device, depending on length of the use. The unit of the period is 1 month, and the minimum period is 12 months.

Discounts are available for customers who use many devices. Users may purchase licenses with volume zones set according to the number of licenses used. The applicable volume zone is determined by the closing date of the month in which the license was purchased.

6.1. License items for Kyocera branded items

	License name	Description
1	KCPS monthly license 1-9	License required to use for 1 month (same hereafter) 1-9 devices that can be registered within a unit month.
2	KCPS monthly license 10-39	10-39 devices that can be registered within a unit month.
3	KCPS monthly license 40-99	40-99 devices that can be registered within a unit month.
4	KCPS monthly license 100-399	100-399 devices that can be registered within a unit month.
5	KCPS monthly license 400+	400 or more devices that can be registered within a unit month.

6.2. License simulation

	Case	License to purchase
1	Purchased licenses for 40 devices x 12 months on April 10.	480 (40x12) units of "KCPS/TACPS monthly license 40-99"
2	Purchased licenses for 40 devices x 12 months on April 10 and purchased additional licenses for 60 devices x 12 months on April 20.	1200 (100x12) units of "KCPS/TACPS monthly license 100-399"
3	Purchased licenses for 40 devices x 12 months on April 20 and purchased additional licenses for 60 devices on May 10.	April: 480(40 x 12) units of "KCPS/TACPS monthly license 40-99" May: 720(60 x 12) units of "KCPS/TACPS monthly license 40-99"

6.3. Trial period

You can allow customers a period of time to try out the license before purchasing it. Check the trial period check box when you create the organization. You can choose either the end of the current month or the end of the next month for the trial period. For more information, see the Provider Guide.

6.4. Notes

If you purchase licenses in separate times, there may be cases where the expiration date of the licenses you purchased earlier expires. Please note that if the number of devices registered on the server falls below the number of licenses, all devices will become unusable.

In this case, you can make the number of registered devices the same as or less than the number of licenses, and then you will be able to use them again.

7. Appendix

7.1. Supported languages

The following table shows the list of languages supported by KCPS. (Supported: ✓)

Language	Web UI (Provider /Customer Portal)	HyPAS	Desktop client	Chrome Extension	Provider Guide	Admin Guide	User Guide
English	✓	✓	✓	✓	✓	✓	✓
German	✓	✓	✓	✓	✓	✓	✓
Spanish	✓	✓	✓	✓	✓	✓	✓
French	✓	✓	✓	✓	✓	✓	✓
Italian	✓	✓	✓	✓	✓	✓	✓
Turkish	✓	✓(*)	✓	✓	✓	✓	✓
Japanese	✓(**)	✓	✓	✓	✓(**)	✓(**)	✓(**)
Chinese (Traditional)	✓	✓(*)	✓	✓	✓	✓	✓
Korean	✓	✓(*)	✓	✓	✓	✓	✓
Thai	✓	✓(*)	✓	✓	✓	✓	✓
Vietnamese	✓	✓(*)	✓	✓	✓	✓	✓
Hebrew	✓	✓(*)	✓	✓	-	-	-
Bulgarian	-	✓(*)	✓	✓	-	-	-
Czech	-	✓(*)	✓	✓	-	-	-
Greek	-	✓(*)	✓	✓	-	-	-
Hungarian	-	✓(*)	✓	✓	-	-	-
Lithuanian	-	✓(*)	✓	✓	-	-	-
Polish	-	✓(*)	✓	✓	-	-	-
Romanian	-	✓(*)	✓	✓	-	-	-
Slovenian	-	✓(*)	✓	✓	-	-	-
Arabic	-	✓(*)	-	-	-	-	-

(*) Option language FW is required for the models that do not support mass storage as standard.

(**) KCPS supports. TACPS does not support.

7.2. Supported models

The following table shows the list of supported models.

Use the latest firmware to prevent unexpected troubles.

7.2.1. HyPAS application support models

The following models require the HyPAS application to be installed and used.

	Kyocera brand	Note
A3 MFP	TASKalfa 6053ci	
	TASKalfa 5053ci	
	TASKalfa 4053ci	
	TASKalfa 3553ci	-
	TASKalfa 3253ci	
	TASKalfa 2553ci	
	TASKalfa 7054ci	
	TASKalfa 6054ci	
	TASKalfa 5054ci	-
	TASKalfa 4054ci	
	TASKalfa 3554ci	
	TASKalfa 2554ci	
	TASKalfa 7004i	
	TASKalfa 6004i	
	TASKalfa 5004i	-
	TASKalfa 4004i	
	TASKalfa 6003i	
	TASKalfa 5003i	-
	TASKalfa 4003i	
TASKalfa 6052ci		
TASKalfa 5052ci		
TASKalfa 4052ci		
TASKalfa 3552ci	-	
TASKalfa 3252ci		
TASKalfa 2552ci		
TASKalfa 9003i		
TASKalfa 8003i	-	
TASKalfa 7003i		
TASKalfa 8353ci		
TASKalfa 7353ci	-	
TASKalfa 4012i		
TASKalfa 3212i	-	
TASKalfa MZ4000i		
TASKalfa MZ3200i	-	

	ECOSYS M8130cidn ECOSYS M8124cidn	<ul style="list-style-type: none"> Name for Japan: TASKalfa 2460ci(J) TASKalfa 2470ci(J) Required SD card or SSD option.
	ECOSYS M4132idn ECOSYS M4125idn	<ul style="list-style-type: none"> Name for Japan: TASKalfa 2510i(J) TASKalfa 2520i(J) Required SD card or SSD option.
	Kyocera brand	Note
A4 MFP	TASKalfa 358ci TASKalfa 408ci TASKalfa 508ci	-
	TASKalfa 308ci	<ul style="list-style-type: none"> Required SD card or SSD option. TASKalfa 307ci and 301ci are NOT currently supported.
	ECOSYS M3860idnf ECOSYS M3860idn	<ul style="list-style-type: none"> Required SD card or SSD option.
	ECOSYS M2640idw	<ul style="list-style-type: none"> Required SD card and RAM option
	ECOSYSM3660idn ECOSYSM3655idn ECOSYSM3145idn ECOSYSM3645idn	<ul style="list-style-type: none"> Required SD card or SSD option.
	ECOSYSM6230cidn ECOSYSM6630cidn ECOSYSM6235cidn ECOSYSM6635cidn TASKalfa351ci	<ul style="list-style-type: none"> Required SD card or SSD option.
	TASKalfa352ci	<ul style="list-style-type: none"> Required SD card or SSD option.
	ECOSYS MA4500ix ECOSYS MA6000ifx ECOSYS MA5500ifx ECOSYS MA4500ifx	<ul style="list-style-type: none"> Required SD card or SSD option.
	ECOSYS MA3500cix ECOSYS MA3500cifx ECOSYS MA4000cix ECOSYS MA4000cifx TASKalfa MA3500ci TASKalfa MA4500ci	<ul style="list-style-type: none"> Required SD card or SSD option.

7.2.2. Models not supporting HyPAS application

HyPAS application cannot be installed on the following models.

	Kyocera brand	Note
A4 Printer	ECOSYS PA6000x ECOSYS PA5500x ECOSYS PA5000x ECOSYS PA4500x	<ul style="list-style-type: none">Support direct printing from the Desktop Client.

7.3. Fax forwarding support models

When a MFP receives a fax, it can transfer the fax image as a PDF document to third-party cloud storage. The following models are fax forwarding support models.

Fax forwarding support models
TASKalfa 6053ci, 6007ci, etc TASKalfa 7054ci, 7008ci, etc TASKalfa 7004i, 7058i, etc TASKalfa 6003i, 6057i, etc TASKalfa 6052ci, 5052ci, etc TASKalfa 9003i, 9057i, etc TASKalfa 8353ci, 8507ci, etc TASKalfa 4012i, 4062i, etc TASKalfa MZ4000i, MZ3200i, etc TASKalfa 358ci, 352ci, etc (except 308ci and 302ci)

8. Contact Information

If you have any questions or comments, please contact us using the following information below.

<https://www.kyoceradocumentsolutions.co.uk/>

©2024 KYOCERA Document Solutions Inc.

KYOCERA Document Solutions (UK) Ltd.

75-77 London Road, Reading, RG1 5BS

Tel: 0118 931 1500 – Fax: 0018 931 1108



Kyoceradocumentsolutions.co.uk

Kyocera Document Solutions does not warrant that any specifications mentioned will be error-free. Specifications are subject to change without notice. Information is correct at time of going to press. All other brand and product names may be registered trademarks or trademarks of their respective holders and are hereby acknowledged.